

DefenderDeck™ RI





SYSTEM DESCRIPTION

DefenderDeck™ RI is a polyurea enhanced, hand-applied, multi-layer elastomeric waterproofing system.

APPLICATIONS

- Split Slabs
- Podium Decks
- Planters
- Showers
- Wet Rooms

BENEFITS

-  Easy-to-use hand applied system
-  No noxious odors or VOCs
-  Slip and abrasion-resistant surface
-  5-year material warranty available


COLORS

Standard color of base coat is Light Grey (Color Code "115").

Additional colors are available upon request.

REQUEST A DRAW DOWN SAMPLE FOR EXACT COLOR

SYSTEM COMPONENTS



1. **Primer Coat:** Varies based on substrate
2. **Base Coat:** FT-4265
3. **Reinforcement Fabric:** FT-1022 Glass Strand Mat

| | | |
|------------------|-------------------|--------------|
| Dark Grey 104 | Light Grey 115 | Black 218 |
|------------------|-------------------|--------------|

Note: FreedomTuff aromatic coatings are UV stable, but are known to darken or change color when exposed to UV and/or sunlight. This discoloration has shown to have little to no effect on the integrity of the aromatic polyureas.

INSTALLATION OVERVIEW

Installation of any Freedom Chemical Corporation's products should be performed by an applicator with documented experience and a quality assurance program.

Refer to the relevant documentation for complete mixing, handling, and installation information.

Project Conditions

Install system when air and substrate temperature meet the requirements of the contract documents or is between 40°F (4.4°C) and 104°F (40°C), whichever is more stringent. Do not install system if relative humidity is above 85%. Refer to Installation Procedure document for information regarding air/substrate temperature and dew point limitations.

Surface Preparation

Concrete Surfaces: Provide clean, dry, and sound concrete substrate. Repair spalls and other defects using approved patching materials. Prepare concrete surfaces in accordance with SSPC-SP13/NACE No. 6 and achieve a Concrete Surface Profile of at least 3 measured using ICRI CSP chips.

Metal Surfaces: Provide clean, dry, and sound metal substrate. Prepare metal surfaces in accordance with SSPC-SP10/NACE No. 2 and achieve a 4-6 mil blast profile measured using a Surface Profile Gauge.

Application of Products

Step 1 (Primer Coat): Mix and immediately pour primer onto substrate in accordance with the contract documents or the Freedom Chemical Corporation Installation Procedure document.

- Application Rate for Concrete: 100-200 ft² per gallon
- Application Rate for Metal: 600-800 ft² per gallon.

Allow primer to cure until tack-free prior to performing subsequent steps.

Step 2 (Base Coat): The FT-4265 base coat is installed in **TWO (2)** coats. Mix and immediately pour FT-4265 onto primed substrate in accordance with the contract documents or the Freedom Chemical Corporation Installation Procedure document.

Step 2 (Base Coat) cont:

- First Coat Application Rate: 40 ft² per gallon
- Second Coat Application Rate: 80 ft² per gallon

Pour first coat of FT-4265 onto substrate and spread evenly using notched trowel or squeegee then back roll using a 1/4-inch nap roller. Install FT-1022 Glass Strand Mat into the "wet" material and "work" mat into wet material using a roller. Then pour second coat of FT-4265 onto previously installed mat. Allow FT-4265 to cure until tack-free prior to performing subsequent steps or returning to service.

Return to Service Times

| | |
|-----------------------------------|----------|
| Open to Pedestrian Traffic | 12 hours |
| Open to Vehicular Traffic | 24 hours |