

DefenderDeck™ WP





SYSTEM DESCRIPTION

DefenderDeck™ WP is a hand-applied, multi-layer elastomeric waterproofing system designed for vehicular and pedestrian traffic.

APPLICATIONS

- Vehicular Decks
- Pedestrian & Roof Decks
- Mechanical Rooms
- Balconies

BENEFITS

-  Easy-to-use hand applied system
-  No noxious odors or VOCs
-  Slip and abrasion-resistant surface
-  5-year material warranty available

COLORS

Standard color of base coat is Light Grey (Color Code "115").

Standard color of intermediate coat and topcoat is Dark Grey (Color Code "104")


Additional colors are available upon request.

REQUEST A DRAW DOWN SAMPLE FOR EXACT COLOR

APPROVALS/STANDARDS

- ASTM C957

SYSTEM COMPONENTS



1. **Primer Coat:** Varies based on substrate
2. **Base Coat:** FT-4280
3. **Intermediate Coat:** FT- 4295
4. **Aggregate Coat:** 20x40 Aggregate
5. **Topcoat:** FT- 4295

Dark Grey 104	Light Grey 115	Black 218
------------------	-------------------	--------------

Note: FreedomTuff aromatic coatings are UV stable, but are known to darken or change color when exposed to UV and/or sunlight. This discoloration has shown to have little to no effect on the integrity of the aromatic polyureas.

INSTALLATION OVERVIEW

Installation of any Freedom Chemical Corporation's products should be performed by an applicator with documented experience and a quality assurance program.

Refer to the relevant documentation for complete mixing, handling, and installation information.

Project Conditions

Install system when air and substrate temperature meet the requirements of the contract documents or is between 40°F (4.4°C) and 104°F (40°C), whichever is more stringent. Do not install system if relative humidity is above 85%. Refer to Installation Procedure document for information regarding air/substrate temperature and dew point limitations.

Surface Preparation

Concrete Surfaces: Provide clean, dry, and sound concrete substrate. Repair spalls and other defects using approved patching materials. Prepare concrete surfaces in accordance with SSPC-SP13/NACE No. 6 and achieve a Concrete Surface Profile of at least 3 measured using ICRI CSP chips.

Metal Surfaces: Provide clean, dry, and sound metal substrate. Prepare metal surfaces in accordance with SSPC-SP10/NACE No. 2 and achieve a 4-6 mil blast profile measured using a Surface Profile Gauge.

Application of Products

Step 1 (Primer Coat): Mix and immediately pour primer onto substrate in accordance with the contract documents or the Freedom Chemical Corporation Installation Procedure document.

- Application Rate for Concrete: 100-200 ft² per gallon
- Application Rate for Metal: 600-800 ft² per gallon.

Allow primer to cure until tack-free prior to performing subsequent steps.

Step 2 (Base Coat): Mix and immediately pour FT-4280 onto primed substrate in accordance with the contract documents or the Freedom Chemical Corporation Installation Procedure document.

Step 2 (Base Coat) cont:

- Application Rate: 70 ft² per gallon

Spread material using a notched trowel or squeegee, then back roll using a 1/4-inch nap roller. Allow FT-4280 to cure until tack-free prior to performing subsequent steps.

Step 3 (Intermediate Coat): Mix and immediately pour FT-4295 onto substrate in accordance with the contract documents or the Freedom Chemical Corporation Installation Procedure document.

- Application Rate: 133 ft² per gallon

Note: Turn radii, ramps, and other high traffic areas require an additional coat of FT-4295.

Spread material using a notched trowel or squeegee, then back roll using a 1/4-inch nap roller.

Prior to the FT-4295 achieving full set, broadcast a 16x30 nominal sieve size sand into the FT-4295 to achieve a slip-resistant finish. Refer to Installation Procedure document for additional information regarding aggregate requirements.

Allow FT-4295 to cure until tack-free prior to performing subsequent steps.

Step 4 (Topcoat): Mix and immediately pour FT-4295 onto substrate in accordance with the contract documents or the Freedom Chemical Corporation Installation Procedure document.

- Application Rate: 133 ft² per gallon

Spread material using a flat squeegee, then back roll using a 1/4-inch nap roller.

Return to Service Times

Open to Pedestrian Traffic	12 hours
Open to Vehicular Traffic	24 hours